

Project: _____
 Fixture Type: _____ Quantity: _____
 Customer: _____

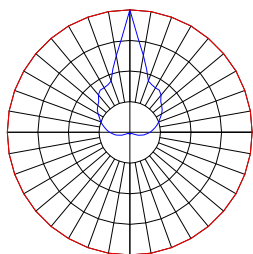
PERFORMANCE TABLE - ANP MODULE - CLEAR GLOBE - DELIVERED LUMENS																						
LED CATALOG	WATTS	DISTRIBUTION	2700K				3000K				3500K				4000K							
			DELIVERED LUMENS	lm/W	B	U	G	DELIVERED LUMENS	lm/W	B	U	G	DELIVERED LUMENS	lm/W	B	U	G	DELIVERED LUMENS	lm/W	B	U	G
AM10WD	10W	TYPE V	938	94	0	4	1	975	98	0	4	1	989	99	0	4	1	990	99	0	4	1
AM20WD	20W	TYPE V	1876	94	0	5	1	1951	98	0	5	1	1978	99	0	5	1	1980	99	0	5	1
AM30WD	30W	TYPE V	2815	94	0	5	1	2926	98	0	5	1	2967	99	0	5	1	2970	99	0	5	1

PERFORMANCE TABLE - ANP MODULE - FROSTED GLOBE - DELIVERED LUMENS																						
LED CATALOG	WATTS	DISTRIBUTION	2700K				3000K				3500K				4000K							
			DELIVERED LUMENS	lm/W	B	U	G	DELIVERED LUMENS	lm/W	B	U	G	DELIVERED LUMENS	lm/W	B	U	G	DELIVERED LUMENS	lm/W	B	U	G
AM10WD	10W	TYPE V	871	87	1	3	1	906	91	1	3	1	919	92	1	3	1	919	92	1	3	1
AM20WD	20W	TYPE V	1743	87	1	4	1	1812	91	1	4	1	1837	92	1	4	1	1839	92	1	4	1
AM30WD	30W	TYPE V	2614	87	1	5	2	2718	91	1	5	2	2756	92	1	5	2	2758	92	1	5	2

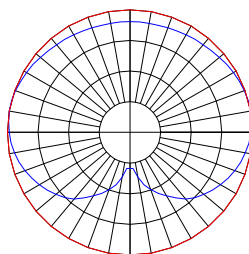
PERFORMANCE TABLE - ANP MODULE - WHITE GLOBE - DELIVERED LUMENS																						
LED CATALOG	WATTS	DISTRIBUTION	2700K				3000K				3500K				4000K							
			DELIVERED LUMENS	lm/W	B	U	G	DELIVERED LUMENS	lm/W	B	U	G	DELIVERED LUMENS	lm/W	B	U	G	DELIVERED LUMENS	lm/W	B	U	G
AM10WD	10W	TYPE V	792	79	0	3	1	824	82	0	3	1	835	84	0	3	1	836	84	0	3	1
AM20WD	20W	TYPE V	1584	79	1	4	1	1647	82	1	4	1	1670	84	1	4	1	1672	84	1	4	1
AM30WD	30W	TYPE V	2377	79	1	5	2	2471	82	1	5	2	2505	84	1	5	2	2508	84	1	5	2

GLOBE POLAR CURVES

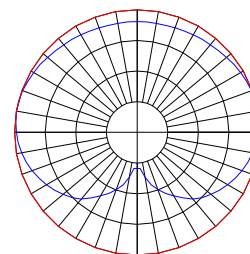
CL Globe - Polar Curves



FR Globe - Polar Curves



WH Globe - Polar Curves



MODULE SPECIFICATION
• CREE XLAMP™ CMU
• Typical Efficacy 110 lm/W
• CCT: 2700K, 3000K, 3500K, 4000K
• CRI: >90
• 3-Step Ellipse
• Ingress Protection: IP66
• Certifications: UL Recognized, RoHS, ENEC

DRIVER SPECIFICATION
• Universal Input: 120-277V
• Dimming: 0-10V, TRIAC, ELV (Dims to 1%)
• Power Factor @ Full Load >90%
• THD @ Full Load <20%
• Constant Current Output 50/60Hz
• Operating Temperature: -30°C Minimum
• Lifetime: >50,000 hours
• Ingress Protection: IP66
• Certifications: UL Recognized, CE

Project: _____
 Fixture Type: _____ Quantity: _____
 Customer: _____

FINISHES

- A polyester powder coat high quality finish is electro-statically applied and baked at 430° for exceptional durability and color retention. Products undergo an intensive five-step cleansing and pretreatment process for maximum paint adhesion. 5-year warranty for aluminum products. 2-year warranty for steel products.
- Marine grade finish provides superior salt, humidity and UV protection. This coating withstands up to 3,000 hours of continuous salt spray and is available in either a textured or gloss surface. 5-year warranty for aluminum products. 2-year warranty for steel products.

WARRANTY

See www.ANPlighting.com for complete fixture warranty.

LED warranty information

- 5 year limited warranty*
- *Limited Warranty: A typical year is defined as 4,380 hours of operation.

CAGE



CAGE 95

ACCESSORIES



EMG-LED



HLMSPC-06 & HLMSPC-10



PC



TLPC



TL



TL5 & TL7

POPULAR POST ARMS



PA5151 / 14 1/4" x 19 3/4"



PA5171 / 15 1/4" x 25 5/8"



PA5411 / 17 7/8" x 25 1/8"



PA5621 / 19" x 26 1/4"



PA5651 / 20" x 26 1/4"



PA6211 / 22 3/4" x 26 1/2"



PA7911 / 20" x 20 5/8"



PA8031 / 20 1/2" x 20 1/4"



PA8521 / 18 1/4" x 14 1/2"



PA8571 / 24" x 47"



PA8711 / 20" x 20 3/8"



PA8831 / 18 7/8" x 18 7/8"

COLUMN MOUNT



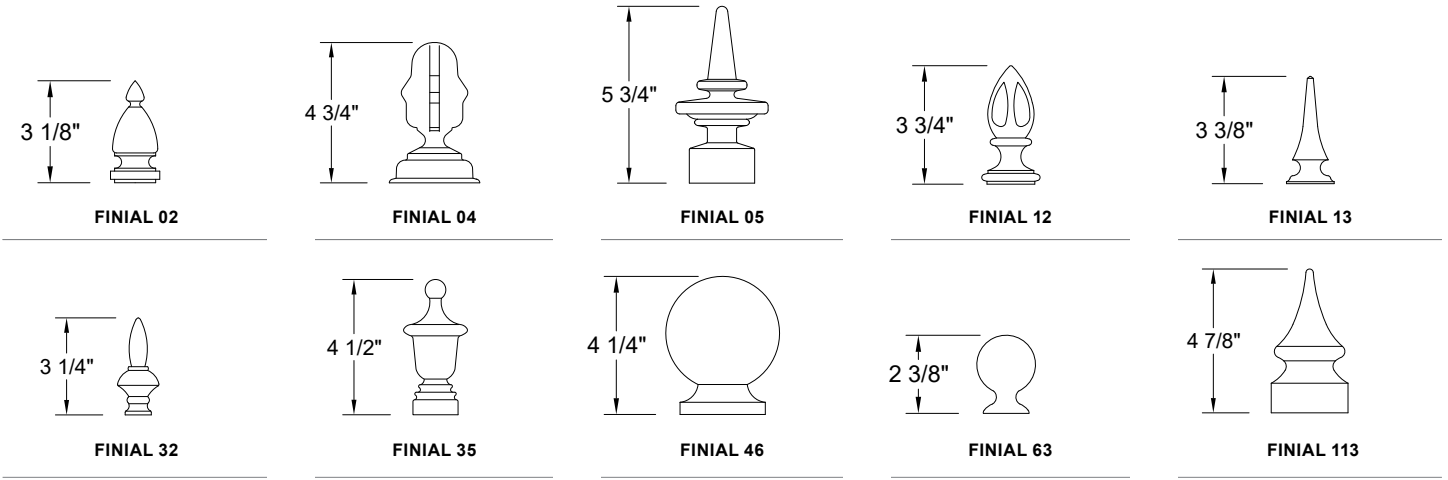
CM / 5 3/4" SQ x 3 1/2" H

Project: _____
 Fixture Type: _____ Quantity: _____
 Customer: _____

POPULAR WALL MOUNTS



POPULAR FINIALS



FINISHES COLORS

