

Project: _____
 Fixture Type: _____ Quantity: _____
 Customer: _____

Specifications

Material:
 Fitter is durable 356 cast aluminum. All hardware provided shall be stainless steel or zinc plated steel.

Globe:
 Impact-resistant Polycarbonate.

Mounting:
 Mounts natively to Ø3" or Ø4" pole or tenon. Consult factory for other options.

Drivers:
 Universal Voltage 120-277V is standard. 0-10V, TRIAC & ELV (1%) dimming is standard. (Refer to Driver Specification section for other specifications)

Electrical:
 A lightning surge protective device is standard (20KA² Max/10KA² Nominal). Approximately 12" of pull wire extends from luminaire. All luminaires are prewired with 0-10V dimming leads. Line Voltage leads are 14ga, dimming leads are 18ga.

Finish:
 A polyester powder coat high quality finish. Marine grade finish is available.

Certifications:
 UL Listed for outdoor, wet location. LED and Driver are IP66.

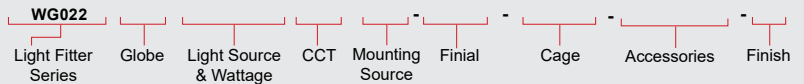
Modifications:
 Consult factory for custom or modified designs.

Buy American:
 This product is assembled in the USA and meets the Buy America(n) government procurement requirements under FAR, DFARS, and DOT regulations. [Click here for additional information.](#)

WG022 LED

Weight: 15 lbs.
 EPA: 1.3

Catalog Logic



Catalog Number	1	2	3	4	5	6	7	8
WG022								

1	GLOBE
CL (Clear Polycarbonate)	
FR (Frosted Polycarbonate)	
WH (White Opal Polycarbonate)	

2	LIGHT SOURCE AND WATTAGES
AM10WD (10W ANP Module COB)	
AM20WD (20W ANP Module COB)	
AM30WD (30W ANP Module COB)	

3	CCT (COLOR TEMPERATURE)
27K (2700K)	
30K (3000K)	
35K (3500K)	
40K (4000K)	
*Consult Factory for 5000K and Amber	

4	MOUNTING SOURCE
S3 (Slips over Ø3" Pole or Tenon)	
S4 (Slips over Ø4" Pole or Tenon)	
OM (Other Mounting, Please Specify)	

5	OPTIONAL FINIALS
FINIAL 02 (Finial 02)	
FINIAL 04 (Finial 04)	
FINIAL 05 (Finial 05)	
FINIAL 12 (Finial 12)	
FINIAL 13 (Finial 13)	
FINIAL 32 (Finial 32)	
FINIAL 35 (Finial 35)	
FINIAL 46 (Finial 46)	
FINIAL 63 (Finial 63)	
FINIAL 113 (Finial 113)	

6	OPTIONAL CAGE
CAGE #95 Cage 95	

7	ACCESSORIES
*EMG-LED10.7 (10.7W LED Emergency Driver, See Below For Compatibility)	
*EMG-LED17 (17W LED Emergency Driver, See Below For Compatibility)	
**HLMSPC-06 (On/Off Motion Sensor/Photocell, High/Low field-configurable; 15' - 30' Sensor Mounting Height)	
**HLMSPC-10 (On/Off Motion Sensor/Photocell, High/Low field-configurable; 8' - 15' Sensor Mounting Height)	
PC (Button Photo Cell)	
**TLPC (ANSI C136.41 Twist Lock Photocell, includes receptacle and 120-277V photo cell)	
**TL5 (ANSI C136.41 5-Pin Twist Lock Receptacle only)	
**TL7 (ANSI C136.41 7-Pin Twist Lock Receptacle only)	
FAID (Field Adjustable Internal Dimmer)	
*Most Emergency Drivers are remote mount only (consult factory). 10W & 30W Emergency Drivers are not compatible with all LED Light Source and Wattages. For percent lumens in emergency mode, see Technical Section	
** Not integral to luminaire - requires additional product such as arm or pole.	

8	FINISHES					
	*Premium and Marine Grade Finish have additional charges					
	Standard Colors	Standard Grade	Marine Grade*	Standard Colors	Standard Grade	Marine Grade*
	Aspen Green	10	10M	Copper Clay	53	53M
	Cantaloupe	11	11M	Silver	56	56M
	Lilac	12	12M	Black Verde	61	61M
	Putty	13	13M	Painted Chrome	70	70M
	Raw Unfinished	40	NA	Painted Copper	71	71M
	Black	41	41M	Textured Black	72	72M
	Forest Green	42	42M	Matte Black	73	73M
	Bright Red	43	43M	Textured Architectural Bronze	76	76M
	White	44	44M	Textured White	77	77M
	Bright Blue	45	45M	Textured Silver	78	78M
	Sunny Yellow	46	46M	PREMIUM FINISH	Premium Grade*	Marine Grade*
	Aqua Green	47	47M	Textured Desert	80	80M
	Galvanized	49	NA	Graystone	82	82M
	Navy	50	50M	Oil Rubbed Bronze	83	83M
	Architectural Bronze	51	51M	Carbon Graphite	96	96M
	Patina Verde	52	52M			
	Consult Factory for additional paint charges and availability.					

Project: _____
 Fixture Type: _____ Quantity: _____
 Customer: _____

PERFORMANCE TABLE - ANP MODULE - CLEAR GLOBE - DELIVERED LUMENS																						
LED CATALOG	WATTS	DISTRIBUTION	2700K				3000K				3500K				4000K							
			DELIVERED LUMENS	lm/W	B	U	G	DELIVERED LUMENS	lm/W	B	U	G	DELIVERED LUMENS	lm/W	B	U	G	DELIVERED LUMENS	lm/W	B	U	G
AM10WD	10W	TYPE V	938	94	0	4	1	975	98	0	4	1	989	99	0	4	1	990	99	0	4	1
AM20WD	20W	TYPE V	1876	94	0	5	1	1951	98	0	5	1	1978	99	0	5	1	1980	99	0	5	1
AM30WD	30W	TYPE V	2815	94	0	5	1	2926	98	0	5	1	2967	99	0	5	1	2970	99	0	5	1

PERFORMANCE TABLE - ANP MODULE - FROSTED GLOBE - DELIVERED LUMENS																						
LED CATALOG	WATTS	DISTRIBUTION	2700K				3000K				3500K				4000K							
			DELIVERED LUMENS	lm/W	B	U	G	DELIVERED LUMENS	lm/W	B	U	G	DELIVERED LUMENS	lm/W	B	U	G	DELIVERED LUMENS	lm/W	B	U	G
AM10WD	10W	TYPE V	871	87	1	3	1	906	91	1	3	1	919	92	1	3	1	919	92	1	3	1
AM20WD	20W	TYPE V	1743	87	1	4	1	1812	91	1	4	1	1837	92	1	4	1	1839	92	1	4	1
AM30WD	30W	TYPE V	2614	87	1	5	2	2718	91	1	5	2	2756	92	1	5	2	2758	92	1	5	2

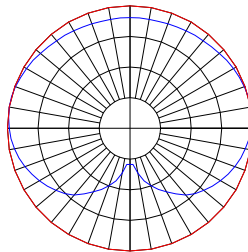
PERFORMANCE TABLE - ANP MODULE - WHITE GLOBE - DELIVERED LUMENS																						
LED CATALOG	WATTS	DISTRIBUTION	2700K				3000K				3500K				4000K							
			DELIVERED LUMENS	lm/W	B	U	G	DELIVERED LUMENS	lm/W	B	U	G	DELIVERED LUMENS	lm/W	B	U	G	DELIVERED LUMENS	lm/W	B	U	G
AM10WD	10W	TYPE V	792	79	0	3	1	824	82	0	3	1	835	84	0	3	1	836	84	0	3	1
AM20WD	20W	TYPE V	1584	79	1	4	1	1647	82	1	4	1	1670	84	1	4	1	1672	84	1	4	1
AM30WD	30W	TYPE V	2377	79	1	5	2	2471	82	1	5	2	2505	84	1	5	2	2508	84	1	5	2

GLOBE POLAR CURVES

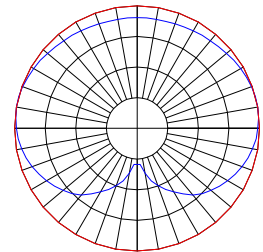
CL Globe - Polar Curves



FR Globe - Polar Curves



WH Globe - Polar Curves



MODULE SPECIFICATION
• CREE XLAMP™ CMU
• Typical Efficacy 110 lm/W
• CCT: 2700K, 3000K, 3500K, 4000K
• CRI: >90
• 3-Step Ellipse
• Ingress Protection: IP66
• Certifications: UL Recognized, RoHS, ENEC

DRIVER SPECIFICATION
• Universal Input: 120-277V
• Dimming: 0-10V, TRIAC, ELV (Dims to 1%)
• Power Factor @ Full Load >90%
• THD @ Full Load <20%
• Constant Current Output 50/60Hz
• Operating Temperature: -30°C Minimum
• Lifetime: >50,000 hours
• Ingress Protection: IP66
• Certifications: UL Recognized, CE

Project: _____
 Fixture Type: _____ Quantity: _____
 Customer: _____

FINISHES

- A polyester powder coat high quality finish is electro-statically applied and baked at 430° for exceptional durability and color retention. Products undergo an intensive five-step cleansing and pretreatment process for maximum paint adhesion. 5-year warranty for aluminum products. 2-year warranty for steel products.
- Marine grade finish provides superior salt, humidity and UV protection. This coating withstands up to 3,000 hours of continuous salt spray and is available in either a textured or gloss surface. 5-year warranty for aluminum products. 2-year warranty for steel products.

WARRANTY

See www.ANPlighting.com for complete fixture warranty.

LED warranty information

- 5 year limited warranty*
- *Limited Warranty: A typical year is defined as 4,380 hours of operation.

CAGE



CAGE 95

ACCESSORIES



EMG-LED



HLMSPC-06 & HLMSPC-10



PC



TLPC



TL



TL5 & TL7

POPULAR POST ARMS



PA5151 / 14 1/4" x 19 3/4"



PA5171 / 15 1/4" x 25 5/8"



PA5411 / 17 7/8" x 25 1/8"



PA5621 / 19" x 26 1/4"



PA5651 / 20" x 26 1/4"



PA6211 / 22 3/4" x 26 1/2"



PA7911 / 20" x 20 5/8"



PA8031 / 20 1/2" x 20 1/4"



PA8521 / 18 1/4" x 14 1/2"



PA8571 / 24" x 47"



PA8711 / 20" x 20 3/8"



PA8831 / 18 7/8" x 18 7/8"

COLUMN MOUNT



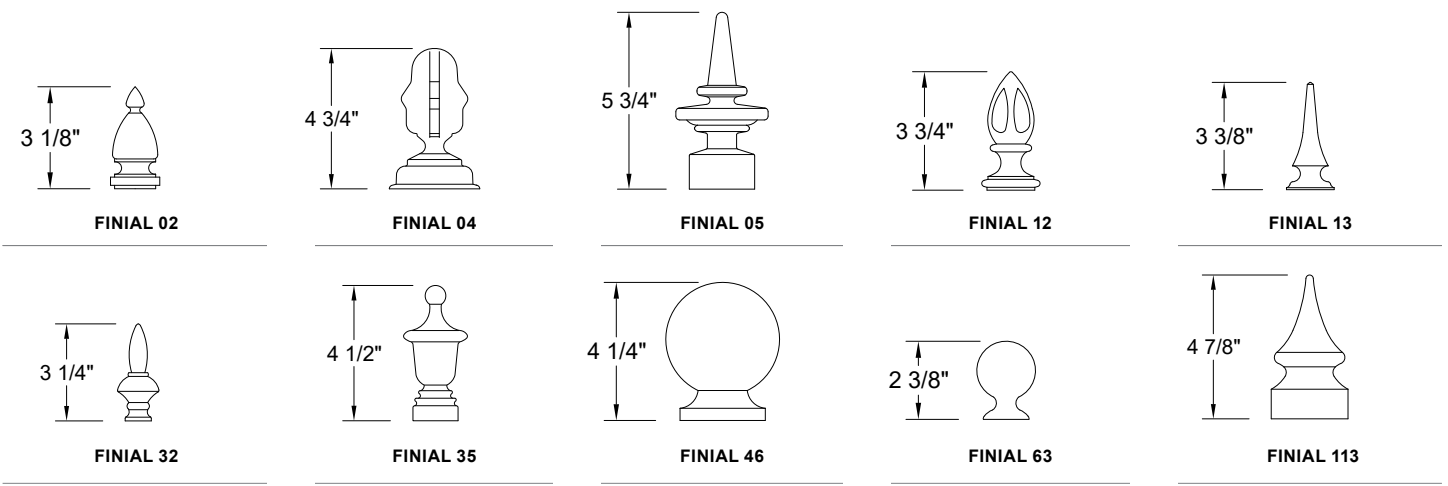
CM / 5 3/4" SQ x 3 1/2" H

Project: _____
 Fixture Type: _____ Quantity: _____
 Customer: _____

POPULAR WALL MOUNTS



POPULAR FINIALS



FINISHES COLORS

