

Project: _____

Fixture Type: _____ Quantity: _____

Customer: _____

Specifications**Material:**

All parts are durable 356 cast aluminum and high strength extruded aluminum.

Shafts are available in 3" and 4" diameter and wall thickness of .125 or .188.

All hardware provided shall be stainless steel or zinc plated steel.

Mounting:

Standard anchor bolts provided are 3/4" x 18" x 3". Bolts, nuts and washers shall be hot dipped galvanized steel.

Bolt pattern diameter is 10".

Access

Hand access opening and cover are provided in cast base. Hand hole cover is secured by two stainless steel machine screws. (Tamper-proof screws provided upon request). See drawing for position of hand hole.

**Grounding**

All cast bases are provided with an aluminum grounding lug integrated to inner wall of shaft, 180 degrees to hand hole. Grounding lug is drilled and tapped to accommodate 1/4-20 stainless steel machine screw.

Pole Height

Maximum pole height is 16 feet.

Finish:

A polyester powder coat high quality finish is electro-statically applied and baked at 430° for exceptional durability and color retention. Products undergo an intensive five-step cleansing and pretreatment process for maximum paint adhesion.

Marine grade finish provides superior salt, humidity and UV protection. This coating withstands up to 3000 hours of continuous salt spray, comes with a 5-year warranty and is available in either a textured or gloss surface.

Modifications:

Consult factory for custom or modified designs.

Catalog Logic**CB7102**

Cast Base

4S16.188

Shaft

GFI20

Accessory

72

Finish

CB7102

Weight: 48 lbs
Anchor Bolts: 4

Catalog Number

1**CB7102****2****3**

Additional heights and pole diameters may be available. Contact factory for your specific needs.

1	Smooth Shaft Catalog No.	1	Fluted Shaft Catalog No.	Shaft Diameter	Finished Height	Wall Thickness
	3S6.125		3F6.125	3"	6'	.125
	3S7.125		3F7.125	3"	7'	.125
	3S8.125		3F8.125	3"	8'	.125
	3S9.125		3F9.125	3"	9'	.125
	3S10.125		3F10.125	3"	10'	.125
	3S11.125		-	3"	11'	.125
	3S12.125		-	3"	12'	.125
	3S13.125		-	3"	13'	.125
	3S14.125		-	3"	14'	.125
	3S10.188		-	3"	10'	.188
	3S11.188		-	3"	11'	.188
	3S12.188		-	3"	12'	.188
	3S13.188		-	3"	13'	.188
	3S14.188		-	3"	14'	.188
	4S8.125		-	4"	8'	.125
	4S9.125		-	4"	9'	.125
	4S10.125		-	4"	10'	.125
	4S11.125		-	4"	11'	.125
	4S12.125		-	4"	12'	.125
	4S13.125		-	4"	13'	.125
	4S14.125		-	4"	14'	.125
	-		4F8.188	4"	8'	.188
	-		4F9.188	4"	9'	.188
	-		4F10.188	4"	10'	.188
	-		4F11.188	4"	11'	.188
	4S12.188		4F12.188	4"	12'	.188
	4S13.188		4F13.188	4"	13'	.188
	4S14.188		4F14.188	4"	14'	.188
	4S15.188		4F15.188	4"	15'	.188
	4S16.188		4F16.188	4"	16'	.188

2**ACCESSORIES****GFI15**

(15 amp GFCI receptacle outlet)

GFI20

(20 amp GFCI receptacle outlet)

GFI-WPU

(20 amp GFCI receptacle with weather proof in-use cover)

BAA

(Cast Banner Arm A for 24" wide banner)

BAB

(Cast Banner Arm B for 30" wide banner)

BAC

(Cast Banner Arm C for 30" wide banner)

LR1

(Cast Ladder Rest 1)

LR3

(Cast Ladder Rest 3)

LR4

(Cast Ladder Rest 4)

LR5

(Cast Ladder Rest 5)

SIGN A

(Cast Sign A; 30" x 9", 8 letters/numbers on one line; requires Banner Arm to hang)

SIGN B

(Cast Sign B; 31" x 7", 12 letters/numbers on one line; requires Banner Arm to hang)

SIGN C

(Cast Sign C; 27" x 11", two rows of 8 letters/numbers on each line, requires Banner Arm to hang)

SIGN D

(Cast Sign D; 11" x 6 1/2", 4 letters/numbers on one line)

SIGN E

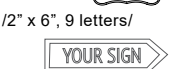
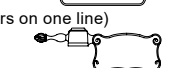

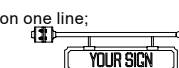

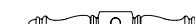
(Cast Sign E; comes with pole clamp, 24 1/2" x 6", 9 letters/numbers on one line)

FPH1

(Flag Pole Holder)

TP

(Tamper Proof Screws)



Project: _____

Fixture Type: _____ Quantity: _____

Customer: _____

3**FINISHES*****Premium and Marine Grade Finish have additional charges**

Standard Colors	Standard Grade	Marine Grade*	Standard Colors	Standard Grade	Marine Grade*
Aspen Green	10	10M	Architectural Bronze	51	51M
Cantaloupe	11	11M	Patina Verde	52	52M
Lilac	12	12M	Copper Clay	53	53M
Putty	13	13M	Silver	56	56M
Raw Unfinished	40	NA	Black Verde	61	61M
Black	41	41M	Painted Chrome	70	70M
Forest Green	42	42M	Painted Copper	71	71M
Bright Red	43	43M	Textured Black	72	72M
White	44	44M	Matte Black	73	73M
Bright Blue	45	45M	Textured Architectural Bronze	76	76M
Sunny Yellow	46	46M	Textured White	77	77M
Aqua Green	47	47M	Textured Silver	78	78M
Galvanized	49	NA	PREMIUM FINISH	Premium Grade*	Marine Grade*
Navy	50	50M	Carbon Graphite	96	96M

Consult Factory for additional paint charges and availability.