

Weight: 31.5 lbs
Anchor Bolts: 4

CB1600

Project: _____

Fixture Type: _____ Quantity: _____

Customer: _____

Specifications

Material:

All parts are durable 356 cast aluminum and high strength extruded aluminum.

Shafts are available in 3", 4" and 5" diameter and wall thickness of .125 or .188.

All hardware provided shall be stainless steel or zinc plated steel.

Mounting:

Standard anchor bolts provided are 3/4" x 18" x 3". Bolts, nuts and washers shall be hot dipped galvanized steel.

Bolt pattern diameter is 7 1/4".

Access

Hand access opening and cover are provided in cast base. Hand hole cover is secured by two stainless steel machine screws. (Tamper-proof screws provided upon request). See drawing for position of hand hole.

3" bottom hole provided for conduit access.



Grounding

All cast bases are provided with an aluminum grounding lug integrated to inner wall of shaft, 180 degrees to hand hole. Grounding lug is drilled and tapped to accommodate 1/4-20 stainless steel machine screw.

Pole Height

Maximum pole height is 16 feet.

Finish:

A polyester powder coat high quality finish is electro-statically applied and baked at 430° for exceptional durability and color retention. Products undergo an intensive five-step cleansing and pretreatment process for maximum paint adhesion.

Marine grade finish provides superior salt, humidity and UV protection. This coating withstands up to 3000 hours of continuous salt spray, comes with a 5-year warranty and is available in either a textured or gloss surface.

Modifications:

Consult factory for custom or modified designs.

Catalog Logic

CB1600

Cast Base

5S16.188

Shaft

GFI20

Accessory

72

Finish

Catalog Number

1

CB1600

2

3

Additional heights and pole diameters may be available. Contact factory for your specific needs.

1	Smooth Shaft Catalog No.	1	Fluted Shaft Catalog No.	Shaft Diameter	Finished Height	Wall Thickness
	3S9.125		3F9.125	3"	9'	.125
	3S10.125		3F10.125	3"	10'	.125
	3S10.188		-	3"	10'	.188
	3S11.188		-	3"	11'	.188
	3S12.188		-	3"	12'	.188
	4S10.125		-	4"	10'	.125
	4S11.125		-	4"	11'	.125
	4S12.125		-	4"	12'	.125
	4S13.125		-	4"	13'	.125
	4S14.125		-	4"	14'	.125
	-		4F10.188	4"	10'	.188
	-		4F11.188	4"	11'	.188
	4S12.188		4F12.188	4"	12'	.188
	4S13.188		4F13.188	4"	13'	.188
	4S14.188		4F14.188	4"	14'	.188
	4S15.188		4F15.188	4"	15'	.188
	5S12.125		-	5"	12'	.125
	5S13.125		-	5"	13'	.125
	5S14.125		-	5"	14'	.125
	5S15.125		-	5"	15'	.125
	5S16.125		-	5"	16'	.125
	5S12.188		5F12.188	5"	12'	.188
	5S13.188		5F13.188	5"	13'	.188
	5S14.188		5F14.188	5"	14'	.188
	5S15.188		5F15.188	5"	15'	.188
	5S16.188		5F16.188	5"	16'	.188

2

ACCESSORIES

GFI15

(15 amp GFCI receptacle outlet)

GFI20

(20 amp GFCI receptacle outlet)

GFI-WPU

(20 amp GFCI receptacle with weather proof in-use cover)

BAA

(Cast Banner Arm A for 24" wide banner)

BAB

(Cast Banner Arm B for 30" wide banner)

BAC

(Cast Banner Arm C for 30" wide banner)

LR1

(Cast Ladder Rest 1)

LR3

(Cast Ladder Rest 3)

LR4

(Cast Ladder Rest 4)

LR5

(Cast Ladder Rest 5)

SIGN A

(Cast Sign A; 30" x 9", 8 letters/numbers on one line; requires Banner Arm to hang)

SIGN B

(Cast Sign B; 31" x 7", 12 letters/numbers on one line; requires Banner Arm to hang)

SIGN C

(Cast Sign C; 27" x 11", two rows of 8 letters/numbers on each line, requires Banner Arm to hang)

SIGN D

(Cast Sign D; 11" x 6 1/2", 4 letters/numbers on one line)

SIGN E

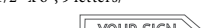
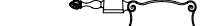
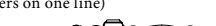
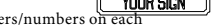
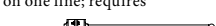
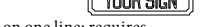

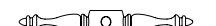
(Cast Sign E; comes with pole clamp, 24 1/2" x 6", 9 letters/numbers on one line)

FPH1

(Flag Pole Holder)

TP

(Tamper Proof Screws)



Project: _____

Fixture Type: _____ Quantity: _____

Customer: _____



3

FINISHES

Standard Grade	Marine Grade		Standard Grade	Marine Grade	
40	NA	Raw Unfinished	53	100	Copper Clay
41	101	Black	56	109	Silver
42	102	Forest Green	61	106	Black Verde
43	114	Bright Red	70	118	Painted Chrome
44	107	White	71	105	Painted Copper
45	112	Bright Blue	72	108	Textured Black
46	123	Sunny Yellow	73	125	Matte Black
47	120	Aqua Green	76	121	Textured Architectural Bronze
49	NA	Galvanized	77	127	Textured White
50	111	Navy	78	124	Textured Silver
51	103	Architectural Bronze	10	130	Aspen Green
52	104	Patina Verde	11	131	Cantaloupe
12	133	Lilac	13	132	Putty

Consult factory for additional paint charges and availability