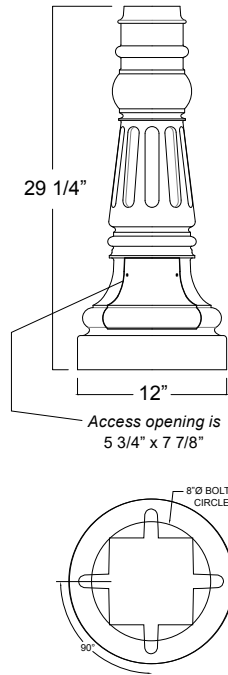




CB0601



Weight: 28 lbs
Anchor Bolts: 4

Project: _____

Fixture Type: _____ Quantity: _____

Customer: _____

Specifications

Material:

All parts are durable 356 cast aluminum and high strength extruded aluminum.

Shafts are available in 3" and 4" diameter and wall thickness of .125 or .188.

All hardware provided shall be stainless steel or zinc plated steel.

Mounting:

Standard anchor bolts provided are 3/4" x 18" x 3". Bolts, nuts and washers shall be hot dipped galvanized steel.

Bolt pattern diameter is 8".

Access

Hand access opening and cover are provided in cast base. Hand hole cover is secured by two stainless steel machine screws. (Tamper-proof screws provided upon request). See drawing for position of hand hole.

6 1/2" bottom hole provided for conduit access.

**Grounding**

All cast bases are provided with an aluminum grounding lug integrated to inner wall of shaft, 180 degrees to hand hole. Grounding lug is drilled and tapped to accommodate 1/4-20 stainless steel machine screw.

Pole Height

Maximum pole height is 16 feet.

Finish:

A polyester powder coat high quality finish is electro-statically applied and baked at 430° for exceptional durability and color retention. Products undergo an intensive five-step cleansing and pretreatment process for maximum paint adhesion.

Marine grade finish provides superior salt, humidity and UV protection. This coating withstands up to 3000 hours of continuous salt spray, comes with a 5-year warranty and is available in either a textured or gloss surface.

Modifications:

Consult factory for custom or modified designs.

Catalog Logic

CB0601

Cast Base

4S16.188

Shaft

GFI20

Accessory

72

Finish

Catalog Number

1

CB0601

2

3

Additional heights and pole diameters may be available. Contact factory for your specific needs.

1	Smooth Shaft Catalog No.	1	Fluted Shaft Catalog No.	Shaft Diameter	Finished Height	Wall Thickness
	3S8.125		3F8.125	3"	8'	.125
	3S9.125		3F9.125	3"	9'	.125
	3S10.125		3F10.125	3"	10'	.125
	3S10.188		-	3"	10'	.188
	3S11.188		-	3"	11'	.188
	3S12.188		-	3"	12'	.188
	4S8.125		-	4"	8'	.125
	4S9.125		-	4"	9'	.125
	4S10.125		-	4"	10'	.125
	4S11.125		-	4"	11'	.125
	4S12.125		-	4"	12'	.125
	-		4F8.188	4"	8'	.188
	-		4F9.188	4"	9'	.188
	-		4F10.188	4"	10'	.188
	-		4F11.188	4"	11'	.188
	4S12.188		4F12.188	4"	12'	.188
	4S13.188		4F13.188	4"	13'	.188
	4S14.188		4F14.188	4"	14'	.188
	4S15.188		4F15.188	4"	15'	.188
	4S16.188		4F16.188	4"	16'	.188

2

ACCESSORIES

GFI15

(15 amp GFCI receptacle outlet)

GFI20

(20 amp GFCI receptacle outlet)

GFI-WPU

(20 amp GFCI receptacle with weather proof in-use cover)

BAA

(Cast Banner Arm A for 24" wide banner)

BAB

(Cast Banner Arm B for 30" wide banner)

BAC

(Cast Banner Arm C for 30" wide banner)

LR1

(Cast Ladder Rest 1)

LR3

(Cast Ladder Rest 3)

LR4

(Cast Ladder Rest 4)

LR5

(Cast Ladder Rest 5)

SIGN A

(Cast Sign A; 30" x 9", 8 letters/numbers on one line; requires Banner Arm to hang)

SIGN B

(Cast Sign B; 31" x 7", 12 letters/numbers on one line; requires Banner Arm to hang)

SIGN C

(Cast Sign C; 27" x 11", two rows of 8 letters/numbers on each line, requires Banner Arm to hang)

SIGN D

(Cast Sign D; 11" x 6 1/2", 4 letters/numbers on one line)

SIGN E


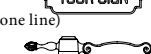
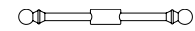
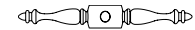
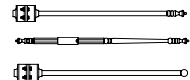
(Cast Sign E; comes with pole clamp, 24 1/2" x 6", 9 letters/numbers on one line)

FPH1

(Flag Pole Holder)

TP

(Tamper Proof Screws)



Project: _____

Fixture Type: _____ Quantity: _____

Customer: _____



3 FINISHES			
Standard Grade	Marine Grade		
40	NA	Raw Unfinished	53 100 Copper Clay
41	101	Black	56 109 Silver
42	102	Forest Green	61 106 Black Verde
43	114	Bright Red	70 118 Painted Chrome
44	107	White	71 105 Painted Copper
45	112	Bright Blue	72 108 Textured Black
46	123	Sunny Yellow	73 125 Matte Black
47	120	Aqua Green	76 121 Textured Architectural Bronze
49	NA	Galvanized	77 127 Textured White
50	111	Navy	78 124 Textured Silver
51	103	Architectural Bronze	10 130 Aspen Green
52	104	Patina Verde	11 131 Cantaloupe
12	133	Lilac	13 132 Putty

Consult factory for additional paint charges and availability