

## CB0207

Weight: 21 lbs  
Anchor Bolts: 3

Project: \_\_\_\_\_

Fixture Type: \_\_\_\_\_ Quantity: \_\_\_\_\_

Customer: \_\_\_\_\_

## Specifications

**Material:**

All parts are durable 356 cast aluminum and high strength extruded aluminum.

Shafts are available in 3" and 4" diameter and wall thickness of .125 or .188.

All hardware provided shall be stainless steel or zinc plated steel.

**Mounting:**

Standard anchor bolts provided are 3/4" x 18" x 3". Bolts, nuts and washers shall be hot dipped galvanized steel.

Bolt pattern diameter is 8"

**Access**

Hand access opening and cover are provided in cast base. Hand hole cover is secured by two stainless steel machine screws. (Tamper-proof screws provided upon request). See drawing for position of hand hole.

4 1/2" bottom hole provided for conduit access.

**Grounding**

All cast bases are provided with an aluminum grounding lug integrated to inner wall of shaft, 180 degrees to hand hole. Grounding lug is drilled and tapped to accommodate 1/4-20 stainless steel machine screw.

**Pole Height**

Maximum pole height is 10 feet.

**Finish:**

A polyester powder coat high quality finish is electro-statically applied and baked at 430° for exceptional durability and color retention. Products undergo an intensive five-step cleansing and pretreatment process for maximum paint adhesion.

Marine grade finish provides superior salt, humidity and UV protection. This coating withstands up to 3000 hours of continuous salt spray, comes with a 5-year warranty and is available in either a textured or gloss surface.

**Modifications:**

Consult factory for custom or modified designs.

## Catalog Logic

CB0207

Cast Base

- 4S10.125

Shaft

- GF120

Accessory

- 72

Finish

## Catalog Number

1

2

3

CB0207

Additional heights and pole diameters may be available. Contact factory for your specific needs.

1	Smooth Shaft Catalog No.	1	Fluted Shaft Catalog No.	Shaft Diameter	Finished Height	Wall Thickness
	3S6.125		3F6.125	3"	6'	.125
	3S7.125		3F7.125	3"	7'	.125
	3S8.125		3F8.125	3"	8'	.125
	3S10.188		-	3"	10'	.188
	4S8.125		-	4"	8'	.125
	4S9.125		-	4"	9'	.125
	4S10.125		-	4"	10'	.125
	-		4F8.188	4"	8'	.188
	-		4F9.188	4"	9'	.188
	-		4F10.188	4"	10'	.188

2

## ACCESSORIES

**GF115**

(15 amp GFCI receptacle outlet)

**GF120**

(20 amp GFCI receptacle outlet)

**GFI-WPU**

(20 amp GFCI receptacle with weather proof in-use cover)

**BAA**

(Cast Banner Arm A for 24" wide banner)

**BAB**

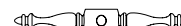
(Cast Banner Arm B for 30" wide banner)

**BAC**


(Cast Banner Arm C for 30" wide banner)

**LR1**


(Cast Ladder Rest 1)

**LR3**

(Cast Ladder Rest 3)

**LR4**

(Cast Ladder Rest 4)

**LR5**

(Cast Ladder Rest 5)

**SIGN A**

(Cast Sign A; 30" x 9", 8 letters/numbers on one line; requires Banner Arm to hang)

**SIGN B**

(Cast Sign B; 31" x 7", 12 letters/numbers on one line; requires Banner Arm to hang)

**SIGN C**

(Cast Sign C; 27" x 11", two rows of 8 letters/numbers on each line, requires Banner Arm to hang)

**SIGN D**

(Cast Sign D; 11" x 6 1/2", 4 letters/numbers on one line)

**SIGN E**

(Cast Sign E; comes with pole clamp, 24 1/2" x 6", 9 letters/numbers on one line)

**FPH1**

(Flag Pole Holder)

**TP**

(Tamper Proof Screws)

Project: \_\_\_\_\_

Fixture Type: \_\_\_\_\_ Quantity: \_\_\_\_\_

Customer: \_\_\_\_\_



## 3

## FINISHES

Standard Grade	Marine Grade		Standard Grade	Marine Grade	
40	NA	Raw Unfinished	53	100	Copper Clay
41	101	Black	56	109	Silver
42	102	Forest Green	61	106	Black Verde
43	114	Bright Red	70	118	Painted Chrome
44	107	White	71	105	Painted Copper
45	112	Bright Blue	72	108	Textured Black
46	123	Sunny Yellow	73	125	Matte Black
47	120	Aqua Green	76	121	Textured Architectural Bronze
49	NA	Galvanized	77	127	Textured White
50	111	Navy	78	124	Textured Silver
51	103	Architectural Bronze	10	130	Aspen Green
52	104	Patina Verde	11	131	Cantaloupe
12	133	Lilac	13	132	Putty

Consult factory for additional paint charges and availability

