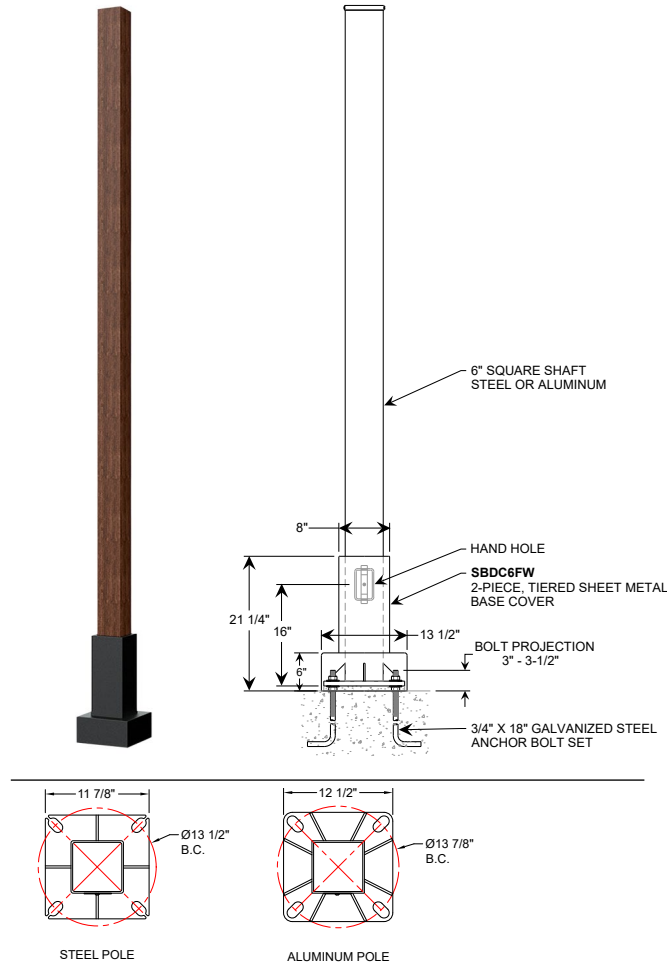
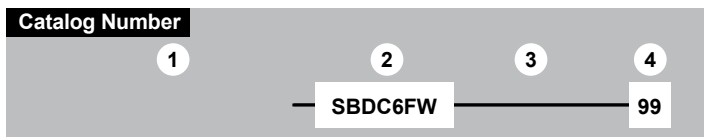
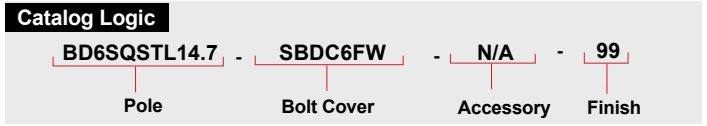


Project: _____
 Fixture Type: _____ Quantity: _____
 Customer: _____



Material:

Steel poles - 7 gauge, round corner, rectangular shaft (ASTM-A500 Grade B, 42,000 PSI minimum yield) with one flush-welded vertical seam. Shaft is welded to a 3/4" flat steel (ASTM-36/572-50) anchor base with reinforcement brackets.

Aluminum poles - 0.188" wall, sharp corner, extruded 6061-T6 aluminum. Shaft is welded to a heavy-duty A356 cast aluminum anchor base.

Mounting:

Four (4) provided anchor bolts are 3/4" x 18". Anchor bolts, nuts and washers are hot-dipped galvanized steel. Specialized 2-piece square/tiered base cover provided.

Access:

Poles are provided with a hand hole opening and cover. For steel poles, hand hole cover is cast aluminum and secured with a single button-head screw. For aluminum poles, hand hole cover is a flat plate and secures with two (2) button-head screws. (Tamper-proof screws are an option.)

Grounding:

A 5/16-18 ground screw is integrated to inner wall of shaft, 180° to hand hole.

Pole Height:

Maximum pole length is 18 feet.

Accessories:

GFCI receptacles and other accessories are optional.

Finish:

An intensive five-step cleansing and pretreatment process for maximum paint adhesion. A polyester powder-coat high quality finish is electro-statically applied and baked at 430° for exceptional durability and color retention. Pole base coat is #8011 bronze, then a hand-treatment of wet black to simulate wood grain, then powder coated matte clear. Tiered Base Cover is #73 matte black.

1	Item Number	SQ	Height	Wall	EPA 80 MPH	EPA 90 MPH	EPA 100 MPH
STEEL POLES							
	BD6SQSTL12.7	6.00"	12'	7ga	39.0	30.8	25.0
	BD6SQSTL13.7	6.00"	13'	7ga	37.4	29.5	24.0
	BD6SQSTL14.7	6.00"	14'	7ga	35.1	27.6	22.5
	BD6SQSTL15.7	6.00"	15'	7ga	30.7	24.0	19.7
	BD6SQSTL16.7	6.00"	16'	7ga	26.2	20.7	16.8
	BD6SQSTL17.7	6.00"	17'	7ga	24.2	19.1	15.5
	BD6SQSTL18.7	6.00"	18'	7ga	22.1	17.5	14.2
ALUMINUM POLES							
	BD6SQ12.188	6.00"	12'	.188	12.4	9.8	8.0
	BD6SQ13.188	6.00"	13'	.188	9.3	7.4*	6.0*
	BD6SQ14.188	6.00"	14'	.188	7.8	6.2*	-
	BD6SQ15.188	6.00"	15'	.188	7.8	6.2*	-
	BD6SQ16.188	6.00"	16'	.188	7.0	5.5*	-
	BD6SQ17.188	6.00"	17'	.188	7.0	5.5*	-
	BD6SQ18.188	6.00"	18'	.188	6.2	-	-

Note: (*) For use with Sequoia Series PA10003-1 single arm only.

2 BOLT COVER

SBDC6FW (Decorative, Tiered 2-piece Bolt Cover, 13-1/2" x 21-1/4")

3 ACCESSORIES

GFI15 (15 Amp GFCI receptacle outlet)

GFI20 (20 Amp GFCI receptacle outlet)

GFI-WPU (20 Amp GFCI receptacle with Weather Proof in-use cover)

TP (Tamper Proof screws)

4 FINISHES

Sequoia	99
---------	----

Consult Factory for additional paint charges and availability.

Project: _____
 Fixture Type: _____ Quantity: _____
 Customer: _____



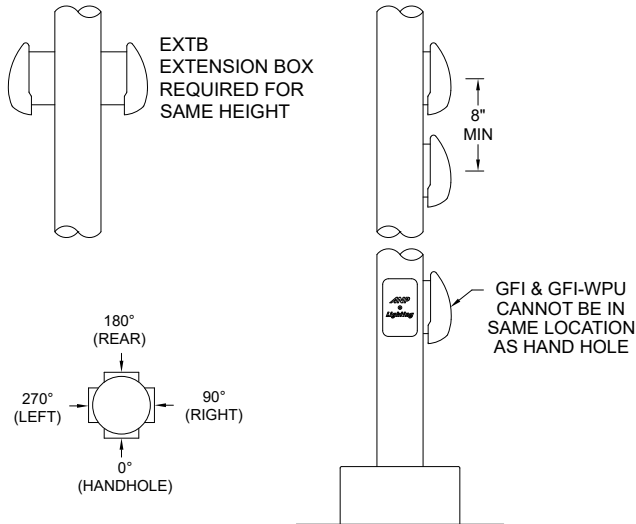
ADDITIONAL ACCESSORIES



GFI



GFI WPU



FINISHES

- A polyester powder coat high quality finish is electro-statically applied and baked at 430° for exceptional durability and color retention. Products undergo an intensive five-step cleansing and pretreatment process for maximum paint adhesion. 5-year warranty for aluminum products. 2-year warranty for steel products.
- Marine grade finish provides superior salt, humidity and UV protection. This coating withstands up to 3,000 hours of continuous salt spray, comes with a 2-year warranty and is available in either a textured or gloss surface.

WARRANTY

See www.ANPLighting.com for complete fixture warranty.

LED warranty information

- 5 year limited warranty*
- ANPLighting.com